

EYFS PARENTS MEETING

July 2023

Meet the team



Mrs Hattie James
EYFS teacher



Mrs Karen Povey
EYFS Teaching Assistant



Mrs Netty Lane
EYFS Teaching Assistant



Mrs Sharon Finn
Headteacher



Mr Alex Leaver
Assistant Headteacher
EYFS and KSI leader

Mrs Nathalie Gosling
EYFS Teaching Assistant

OUR DAY

OWLS WEEKLY TIMETABLE







	Monday	Tuesday	Wednesday	Thursday	Friday
8:50 – 9:10	Register and lunches				
9:15 - 10:15	Phonics				
10.30 – 10.50	BREAK		BREAK	BREAK	
10.50 – 11.15	Maths	Adult Led Writing Input	PE	PE	Maths
11.15 – 12:00	Free Flow Learning Reading	Free Flow Learning Reading	Maths		Free Flow Learning Reading
12:00 – 1:15	LUNCH				
1:15 – 1:45	Story & Handwriting				
1:45 – 2:05	Guided Reading (Whole Class)	Singing Assembly	Science	Free Flow Reading Phonics 1:1	Jigsaw PSHE
2:05 – 2:55	Free Flow Reading Phonics 1:1	Group reading & Handwriting	Free Flow Phonics 1:1 Reading	Maths	Free Flow Reading Phonics 1:1
3:10-3.20	Assembly	Free Flow Reading Phonics 1:1	R TIME	Thursday Thought	Sharing assembly
3.30	Home time	Home time	Home time	Home time	Home time

Our day is a balance of structured learning such as phonics (to teach essential skills) and free flow.

During free flow activities, the children will engage in a variety of learning.



OUR TOPICS

Term	ILP Theme	Memorable Experience	Innovate	Weekly Focuses	Stories
Autumn One	 Why do squirrels hide their nuts?	Arrange a visit to a local wood, so that the children can observe and experience sights, sounds and smells of the autumnal environment. Encourage the children to collect items they find and look out for leaves that are turning brown. Encourage the children to listen to the wind blowing through the trees and crunch through piles of fallen leaves. Provide autumn spotting sheets for the children to use and freezer bags for their collected items.	Squirrels Winter Muffins	<ol style="list-style-type: none"> 1. Seasonal change in the natural world 2. Hibernation and migration 3. Autumn foods 4. Woodland animals 5. Seasonal celebrations and festivals 	Squirrels Busy Day The Acorn The Very Helpful Hedgehog Bear Snores on After the Storm The Busy Little Squirrel The Nutty Nut Chase
Autumn Two	 Will you read me a story?	Arrange for the children to watch a pantomime based on a familiar fairy-tale. Before watching the pantomime read the story and encourage the children to learn the names of the different characters.	Jelly Bean Beanstalks	<ol style="list-style-type: none"> 1. Settling In 2. Fairy tales Characters 3. Goodies and Baddies 4. Homes and Castles 5. Magic and Fantasy 6. Writing and Telling stories 	Goldilocks and the Three Bears The Enormous Turnip Oh No! George The Great Fairy-tale Disaster The Gingerbread Man The Three Little Pigs Jack and the Beanstalk Cinderella
Spring One	 What happens when I fall asleep?	Introduce the children to the wonders of the universe by watching a video of a planetarium or wonder dome. Encourage the children to lay still and be calm in the darkened environment. Introduce vocabulary such as darkness, stars, sky and night.	Constellation Creators	<ol style="list-style-type: none"> 1. Bedtime routines 2. The moon and the stars 3. Nocturnal animals 4. People who work at night 5. The importance of sleep and rest 	The Owl Who was afraid of the dark How to Catch a Star Tell me something happy before I go to sleep Owl Babies Emily Brown and the Thing! Whatever Next!
Spring Two	 Why do zebras have stripes?	Introduce the children to different African dance and music. Encourage the children to listen carefully and join in with the dancing, singing and playing instruments. Provide animal masks for the children to act out stories and create animal movements to the music.	Designing an animal	<ol style="list-style-type: none"> 1. African tribal culture 2. Wild animals that live in Africa 3. Animal habitats 4. camouflage 	The Zebra who ran to fast Handa's Surprise The Lion who wanted to love Giraffes can't dance Greedy Zebra Tricky Tortoise Abigail
Summer One	 Why do ladybirds have spots?	Visit a local park, woodland or garden to carry out a minibeast safari. Encourage the children to search for minibests that wriggle, crawl or fly, looking under logs, leaves, stones and in leaf litter. Take tools to dig in the soil and torches to investigate the nooks and crannies of trees. Show the children how to gently shake tree branches over white cloth to catch minibests hiding there. Use paintbrushes, spoons or pooters to carefully move minibests into plastic containers. Encourage the children to look carefully at the creatures using magnifying glasses, take photographs of them before returning them to the wild.	Butterfly Garden	<ol style="list-style-type: none"> 1. Minibeasts in the local environment 2. Similarities and differences 3. Growth and change 4. Patterns and colours 5. Plants and flowers 	What the ladybird heard Super worm The Very Hungry Caterpillar Aaaaarrrrrrghhhh Spider! The Bad-tempered Ladybird The Bumblebee
Summer Two	 What can you see in summer?	Take the children on a walk to look for signs of summer. Talk to them beforehand about things to look and listen for and things to smell and touch. Look at the sky and observe the clouds and aeroplane trails. Listen to the bees buzzing, birds singing. Spot butterflies, ladybirds and bumblebees. Collect natural things such as leaves, wildflowers and feathers.	A Perfect Picnic	<ol style="list-style-type: none"> 1. Weather and the seasons 2. Changes in the natural world 3. Holiday and leisure 4. Staying safe in the sun 5. Getting ready for Year 1 	Summer is here I'm the best Guess how much I love you in summer? Poems about seasons Planting a rainbow Sharing a shell Seaside Poems

We use a scheme called Cornerstones as a basis for the planning in our Early Years class.

This scheme is based on different questions, which spark children's imagination.

It also provides an opportunity for lots of different stories to be told.

OUR STORIES

Autumn One Why do squirrels hide their nuts?							
Autumn Two Will you read me a story?							
Spring One What happens when I fall asleep?							
Spring Two Why do zebras have stripes?							
Summer One Why do ladybirds have spots?							
Summer Two What happens in summer?							

Here are the books we use as part of the Cornerstones planning.

We read a new book each week.

These books then go into the book corner to encourage independent reading.

OUR MATHS OVERVIEW



	Week 1	Week 2	Week 3	Week 4	Week 5	Week 6	Week 7	Week 8	Week 9	Week 10	Week 11	Week 12
Autumn	Getting to know you (Take this time to play and get to know the children!)			Just like me!			It's me 1, 2, 3!			Light and Dark		
Spring	Alive in 5!			Growing 6, 7, 8			Building 9 and 10			Consolidation		
Summer	To 20 and Beyond			First, then, now			Find My Pattern			On the Move		

We follow the White Rose Maths scheme at Lambs Lane.

This is a scheme that develops children's maths mastery, allowing them to gain a deep understanding and be able to give an explanation for their answer.



READ WRITE INC PHONICS

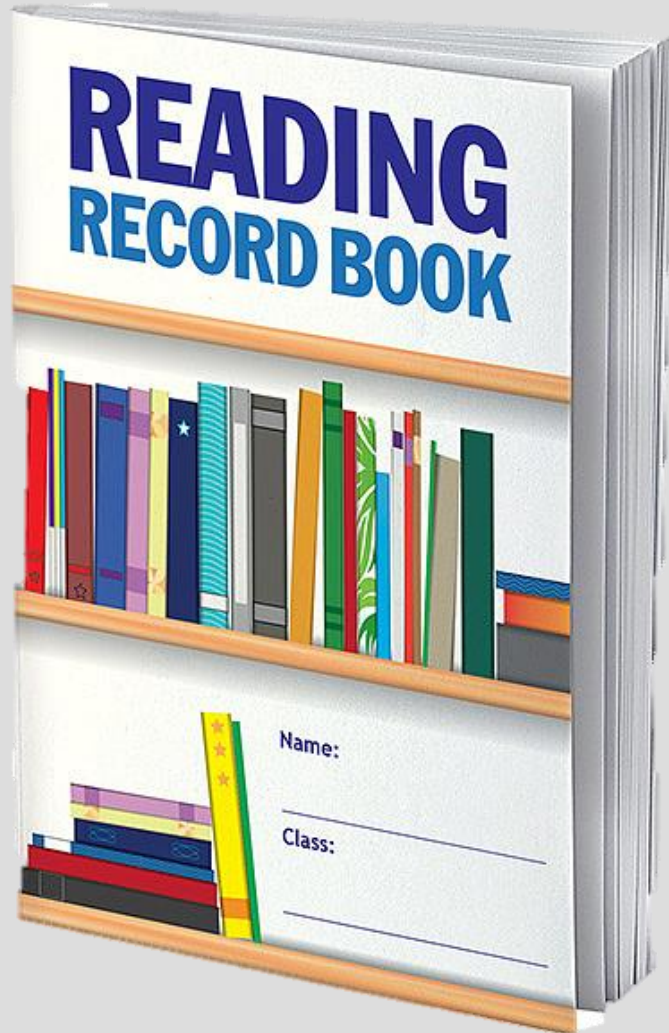


We follow the Read Write Inc phonic scheme at Lambs Lane.

A parent phonics workshop will be set up in September with our phonics leader and EYFS/ KS1 teachers.

We will demonstrate how best to support your child in their phonic/ reading development at home.

READING AT HOME



We ask that children read at home at least 5 times a week.

This might be:

- Reading their phonic book to an adult or older sibling
- Listening to someone read to them
- Reading some phonic word cards
- Echo read to build fluency

This should be recorded in their reading record. These are checked weekly in class.

Our Creed



**Lambs Lane
Primary School**

UNIFORM

- Navy sweatshirt or cardigan with school badge
- White polo shirt or plain white shirt
- Grey or black trousers or shorts
- Grey skirt or tunic
- Red check Summer dress or playsuit
- Grey or black socks, white socks can be worn in the Summer
- Grey or black tights, white tights can be worn in the Summer
- Black school shoes (no heels or boots, no trainers)
- Long hair must be tied back throughout the day

Velcro shoes are preferable for reception children as it supports their independence. However, if they have learnt how to tie laces at home, this is fantastic!

Book bags can be purchased from our uniform supplier direct. Please see the website.



We do not recommend large rucksacks as there is often not enough room on the pegs and the children struggle to organize their things.

UNIFORM

For PE:

T-shirt (in team colour)

Navy or black shorts

Navy or black tracksuit bottoms – winter only

Plimsolls or trainers

A drawstring bag to keep it in

PE kit should be brought to school on a Monday and taken home on Friday.

Please make sure all items of clothing and shoes are clearly labelled.

Information on labels can be found on our school website.

BREAKFAST AND AFTER SCHOOL CLUB

If you know that you will be needing to use the breakfast or after school club when your child starts in September, please fill out the form in your pack before the end of term. This will ensure that your child's place is secured ready for the start of the term.

PTA

The school Parent Teacher Association welcomes all willing and supportive parents to contribute to various school events throughout the year. If interested, please contact the office team.

Any
questions?